

Scaled data based on original data using
LM-79-2019 Approved Method: Electrical and Photometric Measurements of Solid-
State Lighting Products

Test Report Prepared for
Cooper Lighting Solutions

Brand: STREETWORKS

Report Number: P385846

Luminaire Tested: GAW-SA1C-722-U-5MQ

Issue Date: 3/3/2020

Test Information

Test Method: LM-79-2019
Report Number: P385846
TEST IS SCALED FROM IESNA LM-79-08 TEST DATA (G2-1903-205-6)
Test Lab: INNOVATION CENTER
Issue Date: 3/3/2020
Manufacturer: COOPER LIGHTING SOLUTIONS
Product Line: STREETWORKS
Catalog Number: GAW-SA1C-722-U-5MQ
Description: GALLEON WALL LUMINAIRE
(1) 70 CRI, 2200K, 1050mA LIGHTSQUARE WITH 16 LEDS AND TYPE V MEDIUM OPTICS
Light Source: -
Ballast/Driver: ELECTRONIC DRIVER

Summary

Lumens per Lamp: N/A
Luminaire Lumens: 5833 lumens
Efficiency: N/A
Efficacy: 100.6 lumens/watt
Luminous Opening: Rectangular (W 0.5' x L: 0.5' x H: 0')
IES Classification: Type V - Short
BUG Rating: B3 - U0 - G1

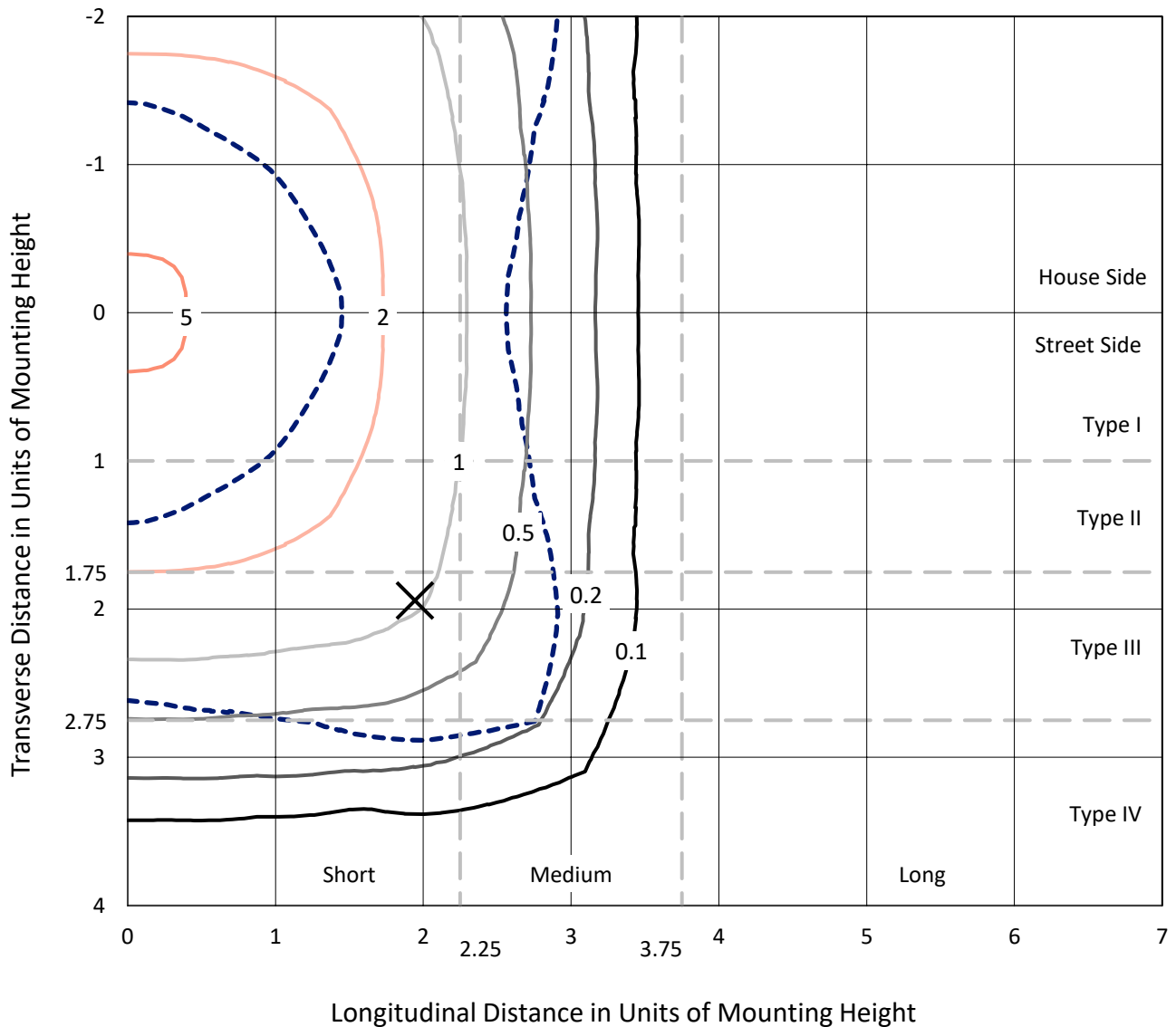
Input Watts (W): 58
Input Voltage (V): NR
Input Current (Ain): NR
Voltage Rise (V): NR
Power Factor: NR
Total Harmonic Distortion (THDi): NR
Frequency (hertz): 60
Stabilization Time: NR
Operation Time: NR
Ambient Temperature (°C): NR
Test Distance: 28.75 FT



REPORT NUMBER: P385846
 CATALOG NUMBER: GAW-SA1C-722-U-5MQ

Iso-Footcandle Lines of Horizontal Illumination

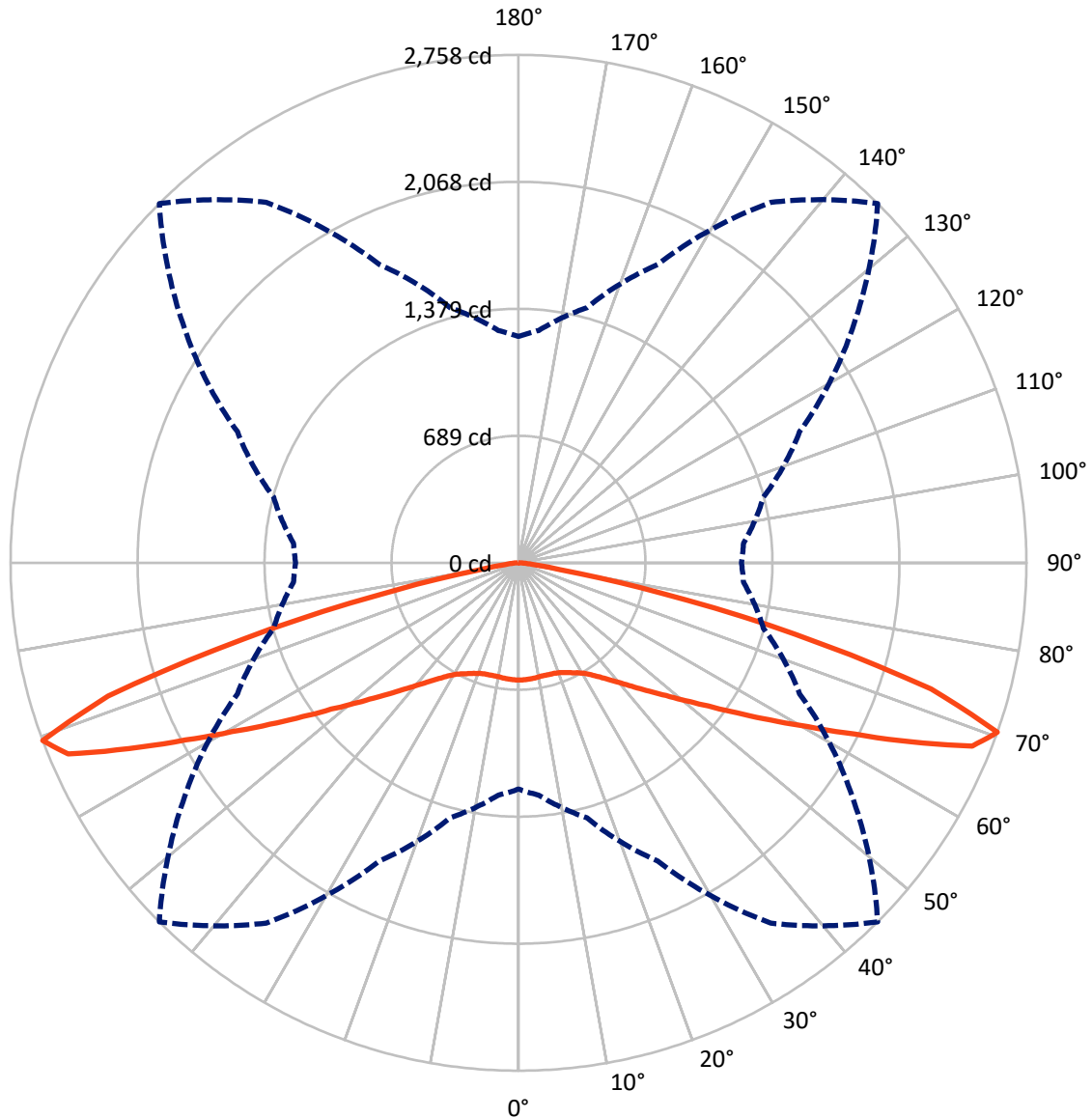
✕ Max cd
 - - - 1/2 Max cd



Based on 10 foot mounting height. Maximum calculated value = 6.4 fc
 Type V - Short - N/A

REPORT NUMBER: P385846
CATALOG NUMBER: GAW-SA1C-722-U-5MQ

Luminous Intensity Polar Plot



— Vertical Plane Through 45-Deg Lateral - - - Horizontal Cone Through 70-Deg Vertical

REPORT NUMBER: P385846
 CATALOG NUMBER: GAW-SA1C-722-U-5MQ

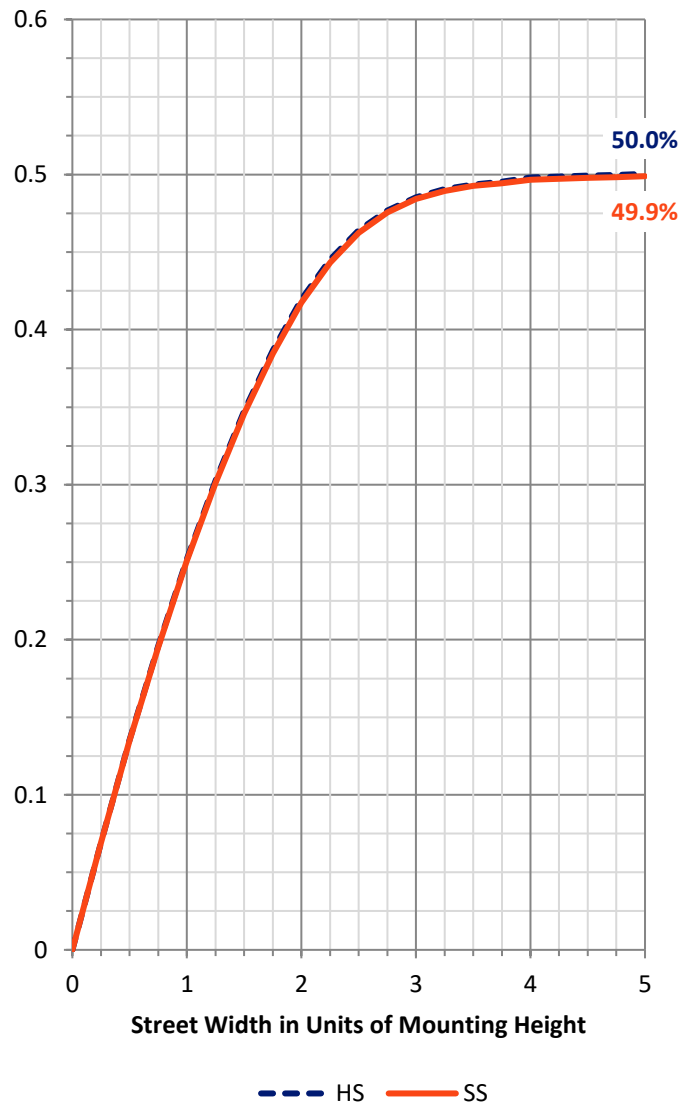
FLUX DISTRIBUTION:

		Downward	Upward	Total
House Side	Lumens	2916.5	0.0	2916.5
	% Fixture	50.0	0.0	50.0
Street Side	Lumens	2916.5	0.0	2916.5
	% Fixture	50.0	0.0	50.0
Total	Lumens	5833.0	0.0	5833.0
	% Fixture	100.0	0.0	100.0

ZONAL LUMENS:

Zone	Lumens	% Fixture
0°-10°	60.3	1.0
10°-20°	177.1	3.0
20°-30°	301.5	5.2
30°-40°	478.2	8.2
40°-50°	778.2	13.3
50°-60°	1283.1	22.0
60°-70°	1883.7	32.3
70°-80°	833.0	14.3
80°-90°	37.7	0.6
90°-100°	0.0	0.0
100°-110°	0.0	0.0
110°-120°	0.0	0.0
120°-130°	0.0	0.0
130°-140°	0.0	0.0
140°-150°	0.0	0.0
150°-160°	0.0	0.0
160°-170°	0.0	0.0
170°-180°	0.0	0.0
0°-90°	5833.0	100.0
0°-180°	5833.0	100.0

Coefficient of Utilization



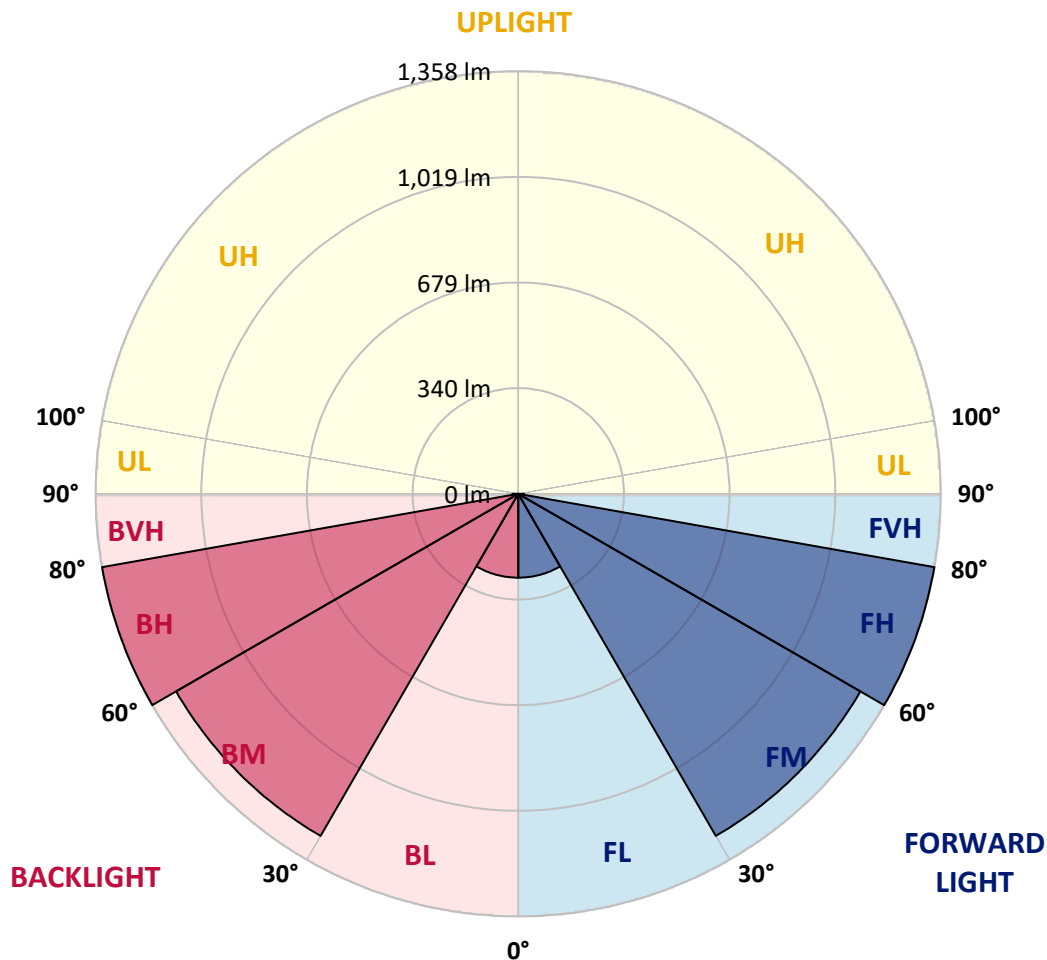
REPORT NUMBER: P385846
 CATALOG NUMBER: GAW-SA1C-722-U-5MQ

LUMINAIRE CLASSIFICATION SYSTEM LUMEN TABLE AND BUG RATING:

Zone	Lumens	% Fixture	Zone Rating/Lumen Limit		
			B	U	G
FL (0°-30°)	269.5	4.6			
FM (30°-60°)	1269.8	21.8			
FH (60°-80°)	1358.3	23.3			G1/1800
FVH (80°-90°)	18.9	0.3			G1/100
BL (0°-30°)	269.5	4.6	B1/500		
BM (30°-60°)	1269.8	21.8	B2/2500		
BH (60°-80°)	1358.3	23.3	B3/2500		G1/1800
BVH (80°-90°)	18.9	0.3			G1/100
UL (90°-100°)	0.0	0.0		U0/0	
UH (100°-180°)	0.0	0.0		U0/0	

BUG Rating: B3-U0-G1

Type V Short





REPORT NUMBER: P385846
 CATALOG NUMBER: GAW-SA1C-722-U-5MQ

CANDELA DISTRIBUTION (FULL):

	0°	5°	15°	25°	35°	45°	55°	65°	75°	85°	90°
0°	637.1	637.1	637.1	637.1	637.1	637.1	637.1	637.1	637.1	637.1	637.1
2.5°	636.1	635.5	636.9	636.7	635.5	635.7	635.7	636.3	636.3	635.9	635.9
5°	633.8	633.4	634.9	634.9	633.8	634.2	634.5	635.1	634.9	634.5	634.4
7.5°	630.9	630.7	632.2	632.2	631.5	631.8	631.5	631.6	631.3	630.9	630.3
10°	626.1	626.4	627.8	628.2	628.2	628.4	628.0	627.0	626.4	625.9	625.3
12.5°	621.6	621.4	623.3	624.3	625.9	627.6	626.4	623.7	622.6	621.4	621.0
15°	618.7	618.9	620.8	622.6	625.3	628.9	627.6	623.3	621.0	619.7	619.3
17.5°	618.1	618.5	621.0	624.1	627.0	631.1	630.3	626.1	622.2	619.7	619.1
20°	619.5	619.7	623.5	628.0	633.0	636.9	635.1	630.5	625.3	621.4	620.5
22.5°	622.0	622.8	627.6	634.5	642.3	647.5	645.4	637.4	629.3	624.5	623.2
25°	629.9	630.1	636.7	646.1	655.4	661.4	658.9	647.7	637.2	631.8	630.1
27.5°	646.3	646.9	653.5	664.5	672.4	676.2	674.7	665.6	656.7	651.0	651.5
30°	670.1	670.8	678.2	690.3	695.2	696.1	695.7	691.5	683.4	675.7	676.2
32.5°	699.0	699.4	709.3	720.3	724.1	724.9	724.1	720.3	710.6	700.2	700.8
35°	736.3	737.4	746.9	757.5	760.6	762.1	760.8	755.8	745.7	735.5	735.1
37.5°	782.2	782.4	792.3	803.3	807.1	807.5	806.0	802.7	790.1	780.9	780.3
40°	835.5	836.3	847.9	859.6	861.2	859.4	861.6	859.6	846.7	836.1	837.8
42.5°	900.4	902.1	916.0	927.6	923.1	922.2	923.5	924.1	913.7	900.8	899.6
45°	975.9	977.4	994.8	1004.0	1001.1	994.8	997.5	1002.1	987.6	971.6	973.1
47.5°	1062.0	1065.8	1084.3	1093.0	1085.9	1077.2	1082.4	1089.4	1072.4	1052.5	1051.5
50°	1157.7	1162.5	1187.2	1199.4	1192.3	1176.2	1184.9	1189.6	1165.0	1139.4	1137.2
52.5°	1259.8	1264.6	1295.7	1320.8	1316.2	1291.3	1303.5	1298.6	1270.4	1235.9	1233.2
55°	1375.5	1377.4	1411.0	1451.5	1456.2	1437.8	1437.0	1429.1	1387.4	1347.5	1345.5
57.5°	1494.4	1495.7	1539.2	1587.0	1608.9	1608.9	1587.2	1570.4	1515.0	1468.7	1463.9
60°	1622.8	1627.6	1675.6	1740.7	1791.7	1806.7	1768.5	1722.7	1662.5	1606.0	1600.4
62.5°	1737.0	1742.6	1816.2	1913.1	1994.9	2049.8	1956.3	1881.8	1772.2	1681.4	1670.8
65°	1751.5	1766.6	1873.7	2049.2	2232.4	2341.9	2162.7	1979.1	1779.3	1653.3	1642.4
67.5°	1599.6	1625.1	1769.9	2043.0	2421.6	2656.5	2294.6	1923.5	1651.1	1511.7	1499.8
70°	1229.1	1266.2	1433.2	1787.0	2389.0	2757.9	2211.9	1683.9	1376.6	1226.6	1209.8
72.5°	674.3	689.6	839.8	1223.7	1915.2	2343.6	1844.9	1245.2	912.9	742.8	714.7
75°	213.9	219.3	295.7	500.8	1083.4	1552.3	1172.0	611.2	336.5	248.1	245.2
77.5°	95.0	95.6	106.9	146.1	373.2	786.5	448.3	166.4	114.7	100.2	103.5
80°	60.0	60.0	66.2	72.4	101.5	228.4	121.2	79.1	67.6	62.7	64.1
82.5°	28.8	31.9	43.0	46.3	55.8	76.8	62.2	51.7	45.2	33.6	31.3
85°	18.9	15.8	27.2	30.7	32.4	36.9	36.1	34.2	29.5	16.8	18.7
87.5°	8.5	8.1	14.1	12.9	12.2	9.3	13.9	17.2	16.6	8.3	8.3
90°	0.0	0.0	0.0	0.0	0.0	0.0	0.0	0.0	0.0	0.0	0.0

(END OF REPORT)